


OPTIVIZOR EYE AND FACIAL PROTECTION - SIZING -





SIZING YOUR PET'S OPTIVIZOR

The Optivizor is sized by head measurement and by weight using the tables provided.

You may find that you have two different sizes according to the two tables.

This is because, dogs come in all shapes and sizes even within the breed.

When this happens, it is always better to size down.

STEP 1 - ESTABLISH IF YOUR PET IS A NORMAL, SHORT OR LONG SNOUT BREED.

STEP 2 - ESTABLISH THE WEIGHT

STEP 3 - ESTABLISH THE HEAD MEASUREMENT

STEP 4 - DETERMINE SIZE TO ORDER

A SNUG FIT !

When fitting your new Optivizor make sure the neck collar is done up firmly - otherwise the dog is less likely to accept the collar quickly.

Depending on the temperament of your dog, you may loosen this slightly once the Optivizor has been accepted.

SIZE MATTERS !

A good fit is critical for the Optivizor to function correctly and to give your dog the best chance of accepting it.



STEP 1 - ESTABLISH IF YOUR PET IS A NORMAL, SHORT OR LONG SNOUT BREED.

This is only a guideline due to possibility of variations within the breed itself.

Dog breeds using normal snout Optimizor

Affenpinscher	German Short-/Long/	Munsterlander
Airedale Terrier	Wiredhaired	Newfoundland
Akita Inu	Pointer	Owtscharka
American Collie	Great Dane	Pointer
Appenzell Mountain Dog	German Pinscher	Podenco
Australian Shepherd	Foxhound	Poodle
Basset Hound	Fox Terrier	Komondor
Bearded Collie	Golden Retriever	Rehpinscher
Beagle	Gordon Setter	Rhodesian Ridgeback
Bernese Mountain Dog	Groenendael / Tervueren	Rottweiler
St. Bernhard	German Hovawart	Samoyede
Bloodhound	Husky (all)	Schnauzer (all breeds)
Old English Sheepdog	Karabash	Setters
Border Collie	Kuvasz	Shetland Sheepdog
Briard / Berger de Brie	Labrador Retriever	Spaniel (all except King Charles,
Bullterrier	Lhasa Apso	English Toy and Tibetan)
Chihuahua	Leonberger	Spitz
Chow Chow	Alaskan Malamute	Terrier (all, except Boston,
Cumberland Sheepdog	Malteser	Yorkshire)
Dachshound	Mastiff	Vizsla
Dalmatian	Mastino Napoletano	Weimaraner
German/Belgian Shepherd	Miniature Pinscher	Welsh Corgi

Dog breeds using short snout Optimizor

Bolognese	Cavapoo (Mini Doodle)	Pug
Dogue de Bordeaux	English Bulldog	Pekingese
Boston Terrier	French Bulldog	Shar-Pei
Boxer	Havanese	Shih Tzu
Bulldog	Japanese Chin	Tibetan Spaniel
Bullmastiff	King Charles Spaniel	Yorkshire Terrier

Dog breeds using long snout Optimizor

Afghan Hound	Doberman Pinscher	Sloughi
Borzoi	Spanish Galgo	Whippet
Rough Collie	Greyhound	

STEP 2 - ESTABLISH THE WEIGHT

kg	Size
< 2*	TINY
< 2*	MINI MINI
< 2*	MINI
2 - 6	TOY
5 -12	SMALL
10 - 25	SMALL / MEDIUM
23 - 35	MEDIUM
33 - 45	LARGE
46+	XLARGE

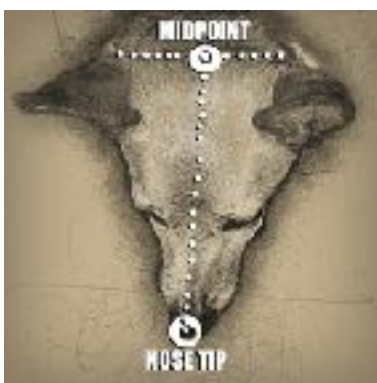
STEP 3 - ESTABLISH THE HEAD MEASUREMENT

Find the mid point between the ears. Measure from mid-point to nose tip.

NOTE:

Measure mid point from behind the ears, NOT FRONT. (see left figure)

DO NOT follow contours of the dog's face. Measure in STRAIGHT LINES ONLY. (see right figure)



For normal snout dog

head length, cm	Size
9.5 - 11	Mini
12 - 15	Toy
16 - 18	Small
19 - 21	Small / Medium
22 - 24	Medium
25 - 27	Large
28+	Xlarge

For long snout dog

head length, cm	Size
12 - 15	Toy
15 - 17	Small
17 - 20	Small / Medium
20 - 23	Medium

For short snout dog

Measure the dog's head from MID-EAR down and around behind the jaws and back to the ears. NOTE: Measure RELATIVELY TIGHT also OVER THE EARS as it will stand out of the Optivizor later).




Size	head diameter, cm
Tiny	28 - 30
Mini Mini	30 - 32
Mini	32 - 34
Toy	35 - 38
Small	39 - 43
Small / Medium	44 - 48
Medium	49 - 55
Large	56 - 60
Xlarge	60>

STEP 4 - DETERMINE SIZE TO ORDER

You may find that you have two different sizes according to the two tables. This is because, dogs come in all shapes and sizes even within the breed. When this happens, it is always better to size down.

VERY IMPORTANT CRITERIA

The Optimizor for short snout dogs only fits when the head is "not too deep", meaning the distance between the forehead and neck (as shown in this photo by the long arrow) is not too long. If the head is too deep, then the Optimizor will sit too close to the eyes and/or touch them. Here, the small red arrows indicate that the distance is correct. The headrest correctly sits on the middle of his forehead.



Short Snout Optimizor can also be quite suitable for dogs with a normal snout, especially if they have a lot of fur in their face. For this version leaves more space around the eyes - so the coat is not pressed into the eyes!

